

HALF-YEAR REPORT

2016

GROUP KEY FIGURES (IFRS)

INCOME STATEMENT

EUR '000	H1 2016	H1 2015	Δ
Revenue	23,974	28,738	-16.6%
Sports Betting segment	14,544	17,456	-16.7%
Online	4,486	6,953	-35.5%
Retail	9,733	8,914	9.2%
Casino segment	8,364	11,280	-25.9%
B2B segment	1,066	n/a**	n/a
EBITDA	-1,331	-816	n/a
EBIT	4,781*	-1,832	n/a
Net Profit/loss for the period	4,182	-236	n/a
Earnings per share (diluted, EUR)	0.14	-0.05	n/a

* including effect sale of pferdewetten.de AG

** new group segment, thus no previous years' figures

BALANCE SHEET

EUR '000	30.06.2016	31.12.2015	Δ
Balance sheet total	29,374	34,114	-13.9%
Shareholders' equity	11,306	11,668	-3.1%
Equity ratio	38.5%	34.2%	4.3 pp
Net liabilities	0	2.262	n/a
Cash and cash equivalents	2,743	6,834*	-59.9%

* including EUR 3.2 million of pferdewetten.de AG

CUSTOMERS AND SHOPS

	30.06.2016	31.12.2015	Δ
Registered customers	1,578,535	1,489,218	89,317
Stationary betting shops (in Germany)	153	155	-2

TABLE OF CONTENTS

1 FOREWORD	4
2 ECONOMIC REPORT	5
Economic, industry-specific and regulatory conditions	5
Business development	6
Revenue and earnings position	8
Sports Betting segment	11
Casino segment	13
B2B segment	14
Financial and asset position	15
Overall statement on financial position	16
Supplementary report	17
Opportunities and risks report	18
Forecast report	21
3 CONSOLIDATED FINANCIAL STATEMENTS	22
Balance sheet	22
Income statement	24
Statement of comprehensive income	26
Cash flow statement	27
Statement on changes in shareholders' equity	28
4 NOTES	29
5 RESPONSIBILITY STATEMENT	48

1

FOREWORD



Dear shareholders,

In the first half of 2016, mybet reached significant milestones in its HERA strategy programme, and we have now begun the process of introducing the new IT platform, as announced. This means we will now offer around four times as many sports betting options and twice as many casino games on our new mybet website. Simultaneously, we also have a casino games offering for mobile devices on the market for the first time, finally eliminating a blind spot in our sales channels. In the next few weeks, we will therefore be concentrating on the further technical conversion processes, gradually connecting additional systems and features in a controlled manner and doing our utmost to provide our customers with intensive support.

However, we also sense the doubt with which we as the management and the mybet Group as a publicly traded company are being observed throughout the entire conversion process. Not only because the resignation of the Management Board Chairman is naturally not a positive signal, but also because mybet has not been able to produce any measurable economic success in recent years or in the first half of 2016. However, we will not promise you here that the launch of the new platform will usher in a new golden age at the push of a button. The market is characterised by strong competition, regulatory obstacles are being erected on a regular schedule, and we are currently not in a position to draw on unlimited financial resources when it comes to marketing. But we have also completed important preparations in the last few months:

- We have considerably improved our cost base and optimised internal processes,
- We stabilised the growth trend in the retail business in the first six months of the year,
- With the B2B business, especially in Ghana, we are cultivating a very successful and profitable market and are already planning to expand further in Africa in the near future,
- We have readied the new platform for launch despite a very strained financial situation.

We therefore believe that the foundation for the mybet Group's operating turnaround has been laid. This turnaround will not occur overnight, but will instead require lots more work from us and be a gradual process. But on this basis, it is now worth taking the remaining steps. We would be delighted if this company were to tackle the final mile of the process with you by its side, some of you having already supported mybet for years – even if the home straight is often the toughest stretch of the race.

With kind regards



Zeno Ossko



Markus Peuler

Management Board of mybet Holding SE

2

ECONOMIC REPORT

ECONOMIC, INDUSTRY-SPECIFIC AND REGULATORY CONDITIONS

ECONOMIC CONDITIONS

Via subsidiaries and cooperation partners, the mybet Group is particularly active in Germany and Europe, but also in Africa. In addition to the core market of Germany, this mainly relates to Greece and Ghana. The economic environment, especially in these countries, therefore has an indirect influence on mybet's business performance.

Compared to the presentation in the mybet Group's 2015 Annual Report, the forecasts for the economic development of these countries changed as follows in the reporting period:

Forecasts of economic development in core markets

Economic area	Source	GDP development 2016 current	GDP development 2016 previous
Eurozone	Eurostat	+1.6%	+1.7%
Germany	Kiel Institute for the World Economy	+1.9%	+2.2%
Greece	Kiel Institute for the World Economy	-0.8%	+0.7%
Ghana	Economist Intelligence Unit	+4.8%	+4.8%

INDUSTRY-SPECIFIC CONDITIONS

The mybet Group operates in the Sports Betting and Online Casino segments. The industry development in these markets therefore has an indirect influence on mybet's business performance. Apart from the ones described below, there were no changes in industry-specific conditions significant to mybet's business performance in the reporting period compared to the situation described in the 2015 Annual Report.

Sports Betting

The Goldmedia market research institute regularly calculates the volume of the sports betting stakes in Germany, mybet's core market, on the basis of the taxes on sports betting paid in the 16 federal states. Goldmedia forecasts an increase in the volume of sports betting stakes to EUR 5.1 billion in 2016. In 2015, this figure was EUR 4.8 billion. An important positive influence is the European Football Championship. In contrast, the preliminary suspension of the procedure for granting licences to sports betting providers in Germany in the current financial year did not adversely affect market development.

Casino

According to figures from the federal states' gambling supervisory authorities, which monitor the so called unregulated market for online gambling in Germany, gross gaming revenue from online casino offerings amounted to around EUR 736 million in 2014. This equates to a 7.1 percent increase on 2013. Gross gaming revenue represents the stakes less the payouts and thus the portion retained by the providers. As the authorities publish their underlying annual report with a time delay, this market data for Germany can only be reported after an interval of one year.

REGULATORY CONDITIONS

Apart from the ones described below, there were no changes in regulatory conditions significant to mybet's business performance in the reporting period compared to the situation described in the 2015 Annual Report and the quarterly report for Q1 2016.

The process for granting sports betting licences in Germany, whereby mybet was latterly one of the 20 companies presented with the prospect of a licence, was definitively stopped in the financial year after proceeding for several years. This development was based on a decision by the Wiesbaden Administrative Court that awarded the plaintiff, a company that was not one of the 20 selected licensees, the right to a licence. The court judged the limitation of the number of licences to 20 to be contrary to European law. A previous decision by the Court of Justice of the European Union in the Ince case had also regarded the targeted German regulation as contrary to European law. The Hesse Ministry of the Interior, which is in charge of the licensing procedure, then presented a new proposal for a gambling regulation that it considered compliant with European law, but this was rejected in initial discussions by the Conference of Ministers-President of the Federal States. As a result, valid and reliable gambling legislation cannot be expected in Germany in the near future. The current status of the regulatory environment in Germany is therefore unchanged for mybet, so the Group's current sports betting offer can be preserved. (For further information on the above court proceedings and the regulatory situation in other mybet target markets, see Opportunities and risks report, p. 20, and 2015 Annual Report, Regulatory market environment, p. 21)

Overall, there is an observable trend in European markets towards the introduction or increase of taxes on sports betting and casino offerings. In the reporting period, the Greek government decided to increase gambling taxes by five percentage points to 35 percent with retroactive effect from January 1, 2016 (see also: Opportunities and risks report, p. 20). In Great Britain, a "gambling duty" of 15 percent on the hold was introduced. In addition, Belgium is planning to levy a tax on gambling. The new tax is expected to amount to 21 percent of the hold taken.

BUSINESS DEVELOPMENT

For the mybet Group, the first half of the 2016 financial year was primarily characterised by the development of the new, more efficient IT platform. We made substantial progress in product development, programming and design. As a result, the platform was taken into the final beta test phase by the end of the reporting period, albeit at a later date than originally planned.

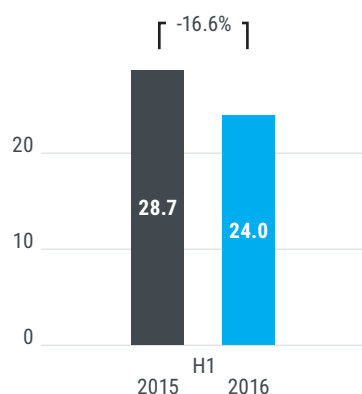
In addition, a portion of the European Football Championship coincided with the end of the reporting period as a major sporting and, for mybet as a sports betting provider, business event. Because the launch of the new platform was postponed in May of this year, however, the tournament was still covered entirely by the existing mybet platform.

Also in the first half of 2016, the investment in pferdewetten.de AG, previously reported as the Horse Betting segment, was sold for EUR 9.9 million. Accordingly, the segment is now no longer reported as part of the Group. In June 2016, mybet also completely discontinued its poker offering, as it only generated immaterial revenue, made a barely relevant contribution to earnings and did not offer growth prospects in the near term.

However, despite the deconsolidation of the Horse Betting segment, the mybet Group will continue to report three segments. The new B2B segment was created to increase transparency. It currently primarily covers the B2B activities in Ghana and Belgium, where mybet acts as a service provider for regional sports betting providers. The now significant positive revenue and earnings contribution in this business area will therefore be reported separately from the other two Group segments for the first time.

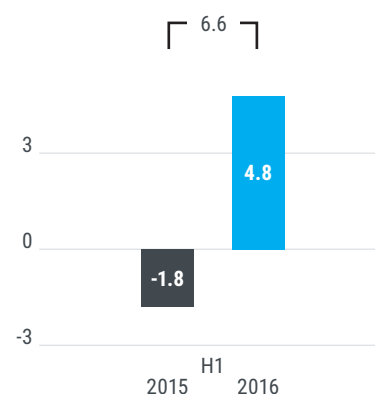
Group: revenue development

EUR million



Group: EBIT development

EUR million



Business development in the first half of 2016 was characterised overall by the negative trend already visible in the first quarter. In the reporting period, consolidated revenue declined by 16.6 percent on the same period of the previous year. One of the material influences on this downward trend was the considerable decline in the volume of online business in the Sports Betting segment. This trend could only partly be compensated by the business with stationary sports betting shops, which showed a clearly improved performance. The Casino segment, which operates exclusively online, also posted a considerable decline in revenue in the first half of 2016 compared to the previous year.

These results reflect the ever declining competitiveness in terms of technology and content of the product range, which no longer generates a sufficient revenue volume despite the marketing budget remaining the same year on year. This lack of competitiveness is the reason for the HERA project decided upon last year and the associated investments. HERA comprises the redevelopment of the IT platform with the aim of a considerable expansion and improvement of the product range – both in the Sports Betting and Casino segments – and internal structural and optimisation measures.

Another significantly adverse effect was the sharp decline in business performance in Greece in the first half of the year. Overall, this market has not yet come close to returning to its former level for mybet after the rectification of the technical problems through capital controls. As this used to be by far the second-largest sales market, this had a substantial effect on revenue and the result of operations in the reporting period.

Earnings before interest and taxes (EBIT) for the first half of the year were well into the black due to the effect of the sale of the investment in pferdewetten.de AG. But also without this effect and despite the much lower revenues, EBIT remained stable year on year. Above all, this shows the effectiveness of the improvement measures already taken. The net profit for the period was also highly influenced by the sale of the investment in the first half of 2016.

During the start and the end of the first half of 2016, the number of registered clients rose from 1,489,218 to 1,578,535 and thus by 6.0 percent.

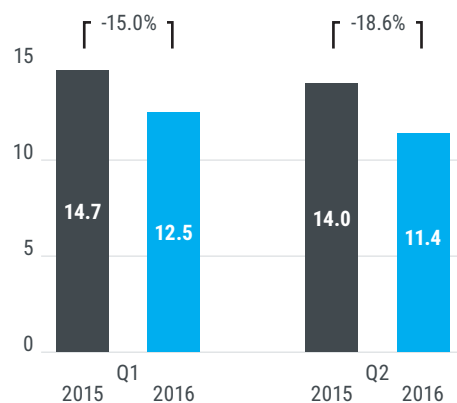
REVENUE AND EARNINGS POSITION

REVENUE

In the first half of 2016, the mybet Group generated revenue of EUR 24.0 million. This equates to a revenue decline compared to the same period of the previous year of 16.6 percent (PY: EUR 28.7 million). The material influencing factors are described in the 'Business development' section.

Group: revenue development by quarter

EUR million



In the first half of the year, we capitalised own work of approximately EUR 0.9 million. This capitalisation resulted mainly from the work on the new IT platform. Accordingly, the capitalisation of own work thus remained on the same level as in previous year's period.

Other operating income amounted to around EUR 1.1 million in the first six months of 2016. This equates to approximately a doubling compared to the previous year (PY: EUR 0.5 million).

Key expenses

EUR '000	H1 2016	H1 2015	Δ	Q2 2016	Q2 2015	Δ
Cost of materials	17,806	21,023	-15.3%	8,560	10,084	-15.1%
of which commission payments	13,110	15,058	-12.9%	6,185	7,158	-13.6%
of which bonuses	1,629	1,820	-10.5%	731	878	-16.7%
of which licence fees	1,251	1,636	-23.5%	608	841	-27.7%
of which gambling taxes	505	337	49.8%	355	159	123.3%
of which other	474	656	-27.7%	249	317	-21.5%
Personnel expenses	4,644	4,324	7.4%	2,280	2,113	7.9%
Other operating expenses	4,927	5,748	-14.3%	2,487	2,662	-6.6%
of which marketing/distribution	1,697	1,952	-13.1%	888	819	8.4%

COST OF MATERIALS

The lower revenue was accompanied by considerably lower expenses in the reporting period. In the first half of 2016, the cost of materials decreased by 15.3 percent on the comparative figure for 2015. This decrease in costs resulted primarily from lower payments for commissions and licences which are mainly dependent on sales, both in Sports Betting and Casino games. Fees for poker networks, which are included in the position license fees, will no longer be incurred after the discontinuation of these activities in June of this year. Expenses for gambling taxes on our Casino and Sports Betting offerings were increasing strongly in the first half of the year. This development shows the observable trend in Europe to raise tax levels.

PERSONNEL EXPENSES

The number of employees in the Group in the reporting period averaged 153, almost on a par with the previous year. However, in line with our ongoing optimization measures to increase efficiency and improve corporate management we have strengthened our organisation by acquiring qualified employees in certain areas. This led to an increase in personnel expenses in the first half of the year. Due to the lower revenue level, the personnel expenses ratio increased accordingly to 19.4 percent (PY: 14.9 percent).

OTHER OPERATING EXPENSES

Other operating expenses were by 14.3 percent below the previous year's figure in the first half of 2016. This development is the result of the savings and optimisation measures carried out in the company. In addition, the other operating expenses include marketing expenses. The development of marketing spendings and distribution expenses mirrors the slight restraint until the introduction of the new IT platform during the whole reporting period and the

conducted raise of marketing expenses compared to the previous year, within the existing possibilities, during the European Football Championship in the second quarter.

Key earnings figures

EUR million	H1 2016	H1 2015	Δ	Q2 2016	Q2 2015	Δ
EBITDA	-1.3	-0.8	n/a	-0.5	-0.1	n/a
Financial result	-0.3	0.0	n/a	-0.1	0.0	n/a
EBIT	4.8*	-1.8	n/a	5.4*	-0.6	n/a
Net profit/loss for the period	4.2	-0.2	n/a	5.0	0.6	>100%
Earnings per share	0.14	-0.05	n/a	0.18	0.0	n/a

* including effect sale of pferdewetten.de AG

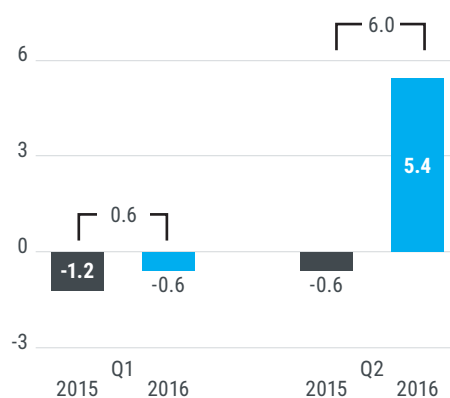
DEPRECIATION AND AMORTISATION

mybet posted depreciation and amortisation of around EUR 0.5 million in the first half of 2016, which were therefore around half as high as in same period of the previous year (PY: EUR 1.0 million). This figure resulted from regular depreciation and amortisation of assets, especially software and shop equipment.

EARNINGS BEFORE INTEREST AND TAXES

The EBIT of the mybet Group increased in the first half of 2016, including the effect of the sale of the investment in pferdewetten.de AG, from EUR -1.8 million in the same period of the previous year to the clearly positive EUR 4.8 million. Without this effect, EBIT was around EUR -1.8 million after the first six months of the 2016 financial year. Efficiency and savings measures conducted within the project HERA were the main influencing factor of this stable development (without the effect from the sale of pferdewetten.de AG) in contrast to the considerably lower revenue volume.

Group: EBIT development by quarter*
EUR million



* including effect of sale of pferdewetten.de AG in the second quarter of 2016

FINANCIAL RESULT

The financial result in the first six months of 2016 amounted to EUR -0,3 million (PY: EUR 0,0 million). The financial result in the reporting period primarily reflects the interest payments for mybet Holding SE's convertible bond.

NET PROFIT/LOSS FOR THE PERIOD

The mybet Group's net profit/loss for the period was around EUR 4.2 million in the first half of the year and was thus considerably higher than the comparative figure for the previous year. The material influencing factor was the sale of pferdewetten.de AG, which was recognised at a positive value of around EUR 5.6 million after deconsolidation. Without this effect, the net profit/loss for the period from continuing operations was around EUR -2.3 million as a result of the negative financial result compared to the comparative figure for the previous year (PY: EUR -2.0 million).

SPORTS BETTING SEGMENT

Betting stakes

In the Group's Sports Betting segment, mybet reports the development of the business of offering sports bets on its online platform (sales channel: online) and at its stationary franchise betting shops (sales channel: retail).

Sports Betting: key figures

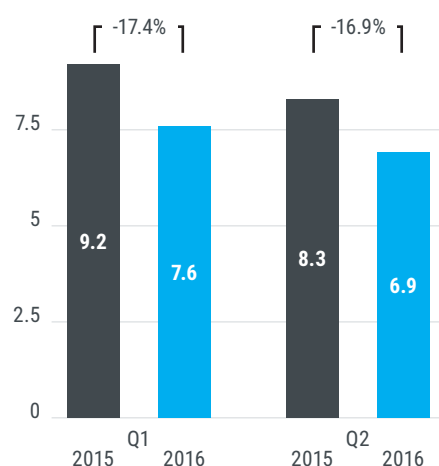
EUR million	H1 2016	H1 2015	Δ	Q2 2016	Q2 2015	Δ
Betting stakes	82.2	89.3	-8.0 %	40.2	41.8	-3.6 %
Online	38.9	48.7	-20.1 %	18.3	22.5	-18.7 %
Retail	43.3	40.7	6.6 %	21.9	19.2	14.1 %
Hold	14.2	15.9	-10.1 %	6.7	7.5	-10.7 %
Online	4.5	7.0	-35.7 %	2.2	3.1	-32.3 %
Retail	9.7	8.9	9.0 %	4.6	4.4	4.5 %
Hold margin	17.3%	17.8%	-0.5pp	16.7%	18.0%	-1.3pp
Online	11.5%	14.3%	-2.8pp	11.7%	14.0%	-2.3pp
Retail	22.5%	21.9%	0.6pp	20.9%	22.7%	-1.8pp

In the first half of 2016, mybet posted much lower sports betting stakes overall than in the same period of the previous year. The Sports Betting segment was subjected to an additional burden besides the overriding factors influencing this development, which are described in the 'Business development' section. On the basis of the Greek authorities' obligation to review the advertising of all sports betting providers active on the market introduced in the period before the European Football Championship, no advertising could be implemented without approval. We submitted the necessary documents but did not receive a timely response or approval. This significantly impeded our marketing activities. The Greek market, which was already faltering for mybet, was therefore chiefly responsible for the sharp decline in betting stakes compared to the first half of 2015, which was not affected by regulatory restrictions. Even EURO 2016 and further growth of the retail business in the core market of Germany were only partially able to compensate for the weak Greek business.

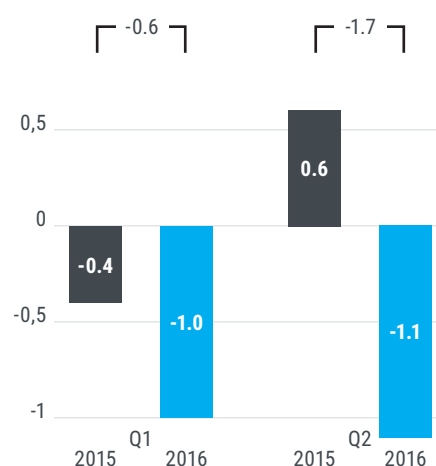
Revenue and earnings

In the first half of 2016, mybet posted revenue of EUR 14.5 million in the Sports Betting segment and thus 16.7 percent less than in the same period of the previous year (PY: EUR 17.5 million). The segment's earnings before interest and taxes (EBIT) amounted to EUR -2.0 million and declined significantly in parallel with the development of revenue (PY: EUR 0.2 million). Due to the creation of the new B2B segment, the business volume reported in this area that was previously included in the Sports Betting segment was reclassified to the new segment. This also resulted in a slight, purely accounting-related decline in EBIT, but this balances out at Group level.

Sports Betting: revenue by quarter*
EUR million



Sports Betting: EBIT by quarter*
EUR million



* previous year's figures adjusted, amongst others due to the creation of the new B2B segment.

Sports Betting: stationary betting shops

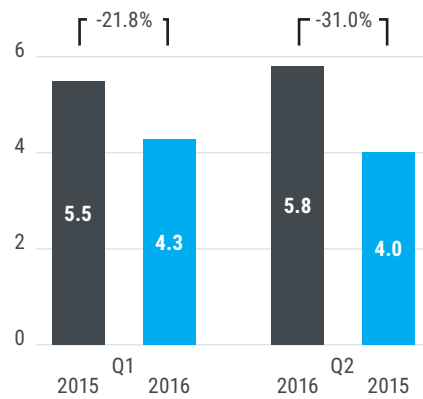
Germany	H1 2016	H1 2015	Δ	Q2 2016	Q1 2016	Δ
Number of betting shops	153	163	-10	153	153	0

CASINO SEGMENT

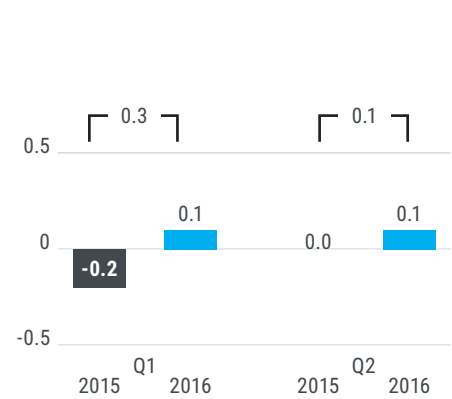
In the Group's Casino segment (formerly Casino & Poker), mybet reports the development of the business of offering casino games on its online platform. The poker offering previously also included was discontinued at the end of June 2016.

In the first half of 2016, mybet posted revenue of EUR 8.4 million in the Casino segment and thus 25.9 percent less than in the same period of 2015. We consider the negative effects of the current product range described in the 'Business development' section as a major factor influencing this negative development together with the weak market in Greece. Earnings before interest and taxes (EBIT) were still just in the black in the reporting period at EUR 0.2 million. However, it was clearly improved against previous year's period, even though on a low level (PY: EUR -0.2 million).

Casino: revenue by quarter
EUR million



Casino: EBIT by quarter
EUR million

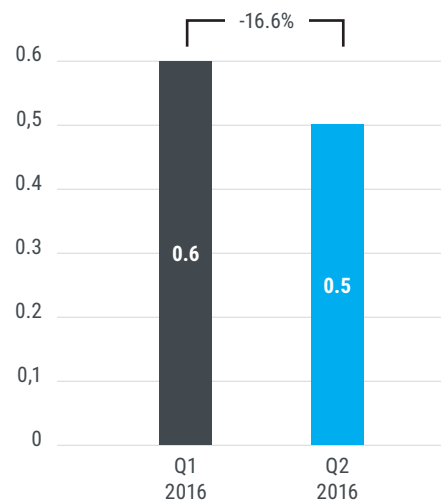


B2B SEGMENT

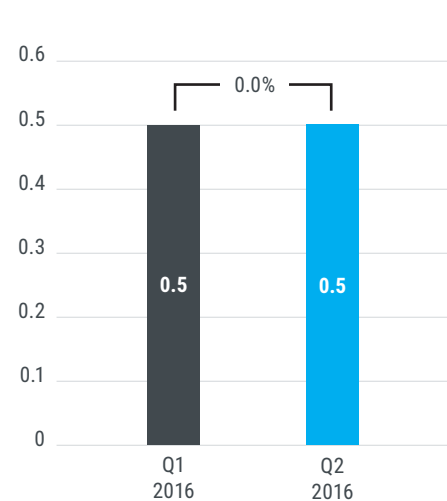
In the Group's newly created B2B segment, mybet reports the development of business as a service provider for regional licensed sports betting providers, currently predominantly in Ghana and Belgium.

In the first half of 2016, revenue in the B2B segment was around EUR 1.1 million and earnings before interest and taxes (EBIT) were EUR 1.0 million. This development reflects the business volume now achieved in Ghana and its profitability. Because this newly created Group segment is being recognised for the first time, no comparative figures for the previous year are reported. These activities were previously recognised in the Sports Betting segment.

B2B: revenue by quarter
EUR million



B2B: EBIT by quarter
EUR million



FINANCIAL AND ASSETS POSITION

LIQUIDITY

The mybet Group's cash and cash equivalents declined sharply in the first half of 2016. The main reason for this development was the deconsolidation of the investment in pferdewetten.de AG and the associated clearing of the corresponding component of the group's liquidity.

Cash and cash equivalents

EUR million	30.06.2016	31.03.2016	31.12.2015
Cash and cash equivalents	2.7	4.6*	6.8*
Liquidity ratio 2**	135%	101%	108%

* includes liquid funds of pferdewetten.de AG (31.12.: 3.2 / 31.03.: 3.5)

** ratio of current assets (without inventories) to current liabilities

Without this effect, Group liquidity fell by EUR 0.9 million in the first six months of the financial year, due above all to an unexpected and in our view unjustified tax claim by the Kiel tax authority of EUR 1.7 million, against which we have appealed. However, mybet is obliged to make the payment until the final decision is made and thus conducted the tax payment at the beginning of 2016. In addition, extensive investments were made in the development of the new platform, which resulted in outflows of liquidity alongside the financing of regular business and the payment of interest on the issued convertible bond. The sale price collected from the sale of the pferdewetten.de AG investment had a positive effect in the reporting period. mybet received EUR 3.5 million of freely available funds (net) from this transaction.

CASH FLOW

As well as by proceeds from regular business, the Group was financed in the first half of 2016 above all by funds from the issued convertible bond and by the sale proceeds from the pferdewetten.de transaction at the end of the reporting period.

The significant year-on-year change in cash flow before changes to working capital reflects the operating business performance of the mybet Group (see 'Result of operations' section). Cash flow from operating activities changed compared to the first half of 2015 due primarily to the cash deposit to collateralise the outstanding convertible bond with a volume of EUR 5.0 million, which became necessary as a collateral swap following the sale of the pferdewetten.de AG investment. The tax payment to the Kiel tax authority of EUR 1.7 million also had a negative effect here (see 'Liquidity' section).

Cash flow from investing activities was dominated by cash inflows from the divestment of pferdewetten.de AG and cash outflows due to investments in product development as well as

the repayment of a loan to pferdewetten.de AG, that formerly was an inter-company loan. In the first half of 2016, the mybet Group did not take any financing measures.

Cash flow first half-year 2016

EUR million	H1 2016	H1 2015
Cash flow before changes to working capital	-1.9	0.5
Cash flow from operating activities	-8.5	0.1
Cash flow from investing activities	-4.9	-1.9

ASSETS

The consolidated balance sheet as of June 30, 2016, showed total assets of EUR 29.4 million. This equates to a reduction of balance sheet total of EUR 4.7 million compared to the end of the 2015 financial year. Under non-current assets, the change stemmed primarily from the deconsolidation of the pferdewetten.de AG investment, which partly resulted in a considerable decline in other intangible assets, financial assets and deferred taxes. In contrast, assets under construction increased due to the capitalisation of externally and internally generated software in connection with the development of the new IT platform.

Under current assets, other financial assets increased particularly sharply compared to the end of 2015 due to the cash deposit to secure the convertible bond. Cash and cash equivalents decreased significantly within the first six months of the 2016 financial year (see 'Liquidity' section).

Assets by quarter

EUR million	30.06.2016	31.03.2016	31.12.2015
Non-current assets	11.2	15.6	15.0
Current assets	18.2	16.6	19.1

SHAREHOLDERS' EQUITY

In the first six months of the current financial year, the shareholders' equity of the mybet Group fell by EUR 0.8 million. The main influencing factor here, too, was the deconsolidation of pferdewetten.de AG. However, the equity ratio increased slightly due to the reduction of the balance sheet total.

Shareholders' equity by quarter

EUR million	30.06.2016	31.03.2016	31.12.2015
Shareholders' equity	11.3	10.9	11.7
Equity ratio	38.5%	33.8%	34.2%

LIABILITIES

In the first half of 2016, non-current liabilities barely changed compared to the end of 2015. The change in current liabilities in the reporting period resulted primarily from the effects of the deconsolidation of pferdewetten.de AG and from the gambling taxes paid to the Kiel tax authority (see 'Liquidity' section).

Liabilities by quarter

EUR million	30.06.2016	31.03.2016	31.12.2015
Non-current liabilities	4.7	5.0	4.9
Current liabilities	13.4	16.3	17.6

GENERAL STATEMENT ON FINANCIAL POSITION

In light of the business performance in the current year, which is generally to be assessed as not satisfying, the Management Board of mybet sees the overall financial position of the mybet Group as still strained but viable. The first reason for this assessment is the declining revenue in the core segments Sports Betting and Casino, which is primarily attributed to the product range, which is still considered uncompetitive, and the weak market in Greece. Secondly, the liquidity situation remains strained because the Group's financing situation is unsatisfactory due to the lack of the funds from the sale of C4U, even including the sale proceeds from the pferdewetten.de transaction. These funds are expected on short notice after the approval from the MFSA and are still necessary and budgeted into the financing for 2016.

However, the introduction of the new IT platform in parallel with the publication of this report and the implemented structural measures and internal optimisations represent mybet's long-awaited opportunity for an operating turnaround. Although there is an estimation risk for the current financial year regarding the strength of the targeted positive impulse of the new platform and the closing of the C4U sale does not lie in the hands of the company the Management Board is looking cautiously optimistic into the future of the mybet Group.

SUPPLEMENTARY REPORT

On July 12, 2016, the Cartel Panel of the Federal Supreme Court issued its decision in the so called Westlotto case. In the Federal Supreme Court's view, the alleged antitrust violation

has been established beyond doubt. However, the Higher Regional Court (OLG) of Düsseldorf had supposedly not considered all the relevant circumstances when calculating the damage incurred. The case was therefore remitted to OLG Düsseldorf. A new hearing date has not yet been set (see also: Opportunities and risks report, p. 21).

On July 25, 2016, mybet announced that the Chief Executive Officer, Mr Zeno Osskó, would be leaving the company on August 31, 2016. Mr Osskó is leaving the company of his own volition for personal reasons. The present Chief Financial Officer, Mr Markus Peuler, will take on both roles and lead the company as the sole Management Board member.

August 8, 2016 marked the end of the acceptance period for the mandatory buyback offer regarding mybet Holding SE's convertible bond with annual interest of 6.25 percent (see also: Opportunities and risks report, p. 19). The mandatory buyback offer amounted to 105 percent of the nominal amount. After the buyback process is concluded, the remaining outstanding volume of the convertible bond will be approximately EUR 1.8 million.

Almost at the same time as the publication of this report, mybet has officially launched the announced new, more capable IT platform. After the completion of the client data migration to the new system, existing and potential customers will now be able to use mybet's new expanded online product range in the fields of Sports Betting and Casino.

OPPORTUNITIES AND RISKS REPORT

Information on the material opportunities and risks that could affect the economic and financial situation of the mybet Group and a description of the risk management system are included in the "Opportunities and risks report" in mybet Holding SE's 2015 Annual Report. This is published under "Publications" on the mybet website at www.mybet-se.com. The scale for assessing the probabilities of occurrence and the impact of the opportunities and risks is also explained there. With the exception of the changes in the reporting period described below, the opportunities and risks cited in the 2015 Annual Report are essentially unchanged.

EXPANSION INTO LIBERALISED MARKETS (R16)

Preparations for entering the markets of further African countries are being expedited, and the implementation of initial activities has already been planned in the short term. In addition to the already established B2B business model with stationary shops, the option of online offerings is also being considered. On the basis of the experiences with the existing activities in Ghana, which are already making a positive earnings contribution, expansion in Africa represents an opportunity for the mybet Group. If implemented, this could result in a marked increase in revenue and earnings in the Sports Betting segment in the medium term. The Management Board estimates both the probability of occurrence and the impact of this opportunity as medium.

In the Management Board's view, the expansion of the business activities in Africa by way of the B2B model already in place in Ghana would only result in very low risk due to the limited need for expenditure on start-up financing and the cooperation with locally licensed partners.

In comparison, the expansion of activities to include online offerings entails a slightly higher risk, due in particular to the regulatory and technical requirements and customer habits specific to the region.

SALE OF C4U (R3)

Due to bureaucratic delays, the Group has not yet received the funds from the sale of C4U-Malta, Ltd., which was expected during the reporting period. The Management Board still has no information suggesting that the Malta Financial Services Authority (MFSA) could withhold its consent to the sale. The contract cannot be executed until approved by the Maltese authorities. The purchase price is already in an escrow account and can flow to the company quickly once consent is granted. (For basic information on the proceedings, see the 2015 Annual Report, p. 42). An alternative scenario was implemented by selling the investment in pferdewetten.de AG, which compensates for the non-collection of the funds. However, the receipt of the funds from the C4U sale is still budgeted into the financing for the current financial year. The probability of receiving the funds is rated as high and the impact as medium.

CONVERTIBLE BOND (R21)

The conditions of the convertible bond issued by mybet Holding SE with a volume of EUR 5.0 million include a put option whereby, if PNO Ventures Ltd. does not receive proceeds of EUR 3.0 million from the sale of C4U before June 30, 2016, every bondholder has the right to demand that the issuer buy back their bonds at the nominal amount within 30 calendar days of June 30, 2016. The risk of delay in the process of selling C4U has materialised (see "Sale of C4U (R3)"), and the put option has therefore taken effect. The simultaneous receipt of funds from the sale of the investment in pferdewetten.de AG also made another clause of the bond conditions effective. In the event of an inflow of funds from the sale of assets (apart from C4U-Malta Ltd.) above a threshold of EUR 2.0 million, this clause stipulates a mandatory buyback offer of 101 percent of the nominal amount regardless of the put option. mybet published a corresponding mandatory buyback offer on July 7, 2016, inter alia in the Federal Gazette. The offer price was voluntarily increased to 105 percent of the nominal amount. The acceptance period for this offer ended on August 8, 2016.

Unlike when the 2015 Annual Report was published, the put option no longer constitutes a risk due to the sale of the investment in pferdewetten.de AG. In addition, the considerable reduction in the outstanding volume of the convertible bond due to the delivery within the mandatory buyback has minimised the risks from the convertible bond for mybet. Only the risk of securing interest payments until the expiry of the bond still existed as of the reporting date, as the repayment is also covered by the cash collateral. The Management Board categorises both the probability of occurrence and the impact of a risk from the now significantly reduced interest obligations as low. Now, therefore, this risk relates only to the Group's general financing and business risk.

SPORTS BETTING MONOPOLISATION IN GERMANY (R2)

On April 15, 2016, the Wiesbaden Administrative Court reached a decision in a case brought by a competitor of mybet against the decision of the Hesse Ministry of the Interior on awarding sports betting licences. The court obliged the Hesse Ministry of the Interior to grant the plaintiff a seven-year licence to arrange sports bets. The court's cited reasons included the fact that the restriction of the number licences to 20 stipulated by the German State Treaty on Gaming, which was the basis for the exclusion of the plaintiff, is not compatible with European law and is therefore inapplicable. If the decision becomes final, mybet assumes it will theoretically also be able to sue for the granting of a licence. A final assessment and decision regarding the further course of action has not yet been made. However, the decision is already a clear indication that a limit to the number of licences that can be granted is not compatible with European law.

In addition, the Hesse Minister of the Interior has proposed a regulation that would allow an unlimited number of licences to be granted and stipulate a monthly loss limit instead of a maximum spend of EUR 1,000 per player in online sports betting. If the federal states do not follow this proposal, or find another solution for a new version of the national gambling legislation that is acceptable to Hesse, the Hesse Minister of the Interior pointed to preparations already under way for a gambling law specific to Hesse. As things stand, the gambling legislation is not expected to be revised until next year at the earliest. The risk assessment remains unchanged compared to the 2015 Annual Report.

GREEK REGULATION

At the "Regulatory Briefing on Greece" conference on April 19, 2016, the Greek government presented its ideas for a new sports betting licence model. It is not yet clear whether a limited number of licences will be auctioned off or if there will be an unlimited, open licence system. Which model will win out must also be seen in connection with the pending legal dispute with the Greek sports betting monopoly-holder OPAP described in the Annual Report. ("Monopolisation in Greece (R7)", 2015 Annual Report, p. 47). These plans are no longer expected to be implemented in the current financial year.

The plans communicated in the Q1 2016 Interim Report relating to a 5 percentage points increase in gambling taxes to 35 percent with retroactive effect from January 1, 2016, have been implemented. PEI Ltd. subsequently corrected the gambling tax returns that had already been compiled. The increase in gambling taxes adversely affects the profitability of the business activities in Greece.

GAMBLING TAXES IN GERMANY

The Management Board continues to estimate the probability of reimbursement of gambling taxes paid as unlikely and the impact as high. Compared to the Annual Report, however, the amounts have changed due to regular business activities over the course of the first half of the year. The assumed reimbursement amount for gambling taxes as of June 30, 2016, would be EUR 19.6 million (EUR 16.8 million as of December 31, 2015), offset by a VAT obligation for the period from January 1, 2015, to June 30, 2016, of EUR 6.6 million (EUR 4.5 million as of December 31, 2015).

BOOKMAKING RISK (R18)

Due to the sale of the investment in pferdewetten.de AG and the associated discontinuation of the Horse Betting segment, the risk in this area described in the 2015 Annual Report will be limited to just the Sports Betting segment in future.

FALSE START FOR THE NEW PLATFORM (R6)

In order to minimise the risk of a false start for the new IT platform, the Management Board decided to migrate another approximately 17,000 registered customers to the new database in July 2016 after the first data migration of approximately 2,000 registered customers in June 2016. The goal here is to eliminate any potentially remaining weaknesses through close observation of customer activity. Among other things, these measures serve to control the risk from the official launch of the platform in the reporting period. However, this is categorised as unchanged compared to the 2015 Annual Report.

DAMAGE CLAIMS FROM WESTLOTTO CASE

Based on the decision of the Cartel Panel of the Federal Supreme Court after the end of the reporting period in the so called Westlotto case (compare Supplementary Report, p. 18), the Management Board sees good opportunities to achieve a positive outcome for mybet during the renewed hearing at the Higher Regional Court (OLG) Düsseldorf, that is to be carried out. But, currently an estimation of the volume of the compensation, that could be granted by the OLG, is not possible, as a written opinion of the Federal Supreme Court has not been delivered yet. Currently, the Management Board regards the case as an opportunity to improve the financing situation of the group, even as the volume and the timing of a possible cash inflow cannot be calculated on a reasonable basis at present. The Management Board currently assesses the opportunities, to possibly monetarise the damage claims from the case before the finalisation of the proceedings.

FORECAST

The current forecast for 2016 as a whole anticipates consolidated revenue of between EUR 59 and 62 million and positive low-seven-figure EBIT ((including the effects of the pferdewetten.de transaction). However, the forecast is still subject to two major conditions: Firstly, that no new, previously unknown regulatory measures hinder the mybet Group's business activities, such as the new advertising approval process in Greece introduced at short notice recently. Secondly, positive effects on future business development are expected from the new IT platform for mybet's online product range, which is currently being launched. However, the intensity of the short-term financial effects in the current financial year included in the annual forecast is of course subject to estimation risk.

The mybet Group's current financial planning still includes the inflow of funds from the sale of C4U-Malta Ltd., which has not yet been officially approved, in order to finance operating activities. The Management Board continues to expect a positive closing of the transaction in 2016.

3

CONSOLIDATED FINANCIAL STATEMENTS

BALANCE SHEET

Assets

EUR '000	Notes	30.06.2016	31.12.2015
A. Non-current assets		11,209	14,995
I. Intangible assets	6.1.1	9,346	11,061
1. Goodwill		5,581	5,581
2. Other intangible assets		883	3,983
3. Construction in progress		2,882	1,498
II. Property, plant and equipment	6.1.2	636	851
1. Leasehold improvements		29	37
2. Other plant and equipment		607	814
III. Financial assets	6.1.3	0	489
1. Other receivables		0	489
IV. Deferred taxes	6.1.4	1,227	2,593
B. Current assets		18,165	19,120
I. Inventories	6.2.1	115	165
II. Receivables and other assets	6.2.2	11,594	7,945
1. Trade accounts receivables/ other receivables		2,944	3,536
2. Other financial assets		8,649	4,410
III. Cash and cash equivalents	6.2.3	2,743	6,834
IV. Assets held for sale	2.3	3,713	4,175
Total assets		29,374	34,114

BALANCE SHEET

Shareholders' equity and liabilities

EUR '000	Notes	30.06.2016	31.12.2015
A. Shareholders' equity		11,306	11,668
I. Share capital	6.3.1	25,585	25,585
II. Additional paid-in capital	6.3.2	12,938	12,938
III. Retained earnings		-27,170	-30,798
Shareholders' equity attributable to shareholders of mybet Holding SE		11,353	7,725
IV. Non-controlling interests	6.3.3	-47	3,943
B. Non-current liabilities		4,672	4,882
1. Bonds	6.4	3,914	3,817
2. Deferred taxes liabilities	6.4	758	1,065
C. Current liabilities		13,395	17,564
1. Trade accounts payable/other liabilities	6.5	5,370	8,383
2. Tax liabilities	6.5	1,498	2,276
3. Other financial liabilities	6.5	3,535	3,747
4. Other accrued expenses	6.5	700	555
5. Income taxes	6.5	32	81
6. Liabilities directly in connection with assets held for sale	2.4	2,259	2,523
Total shareholders' equity and liabilities		29,374	34,114

INCOME STATEMENT

for the period January 1 to June 30, 2016

EUR '000	Notes	H1 2016	H1 2015
Revenue	5.1	23,974	28,738
Production of own assets capitalised	5.2	928	1,015
Other operating income	5.3	1,143	525
Cost of materials	5.4	17,806	21,023
a) Commission charges		13,110	15,058
b) License fees		1,251	1,636
c) Gambling taxes		505	337
d) Bonus expenses		1,629	1,820
e) Payment transaction expenses		837	1,515
f) Other costs of materials		474	656
Personnel expenses	5.5	4,644	4,324
a) Wages and salaries		4,067	3,790
b) Social insurance		577	534
Depreciations and amortisations	5.6	514	1,016
Other operating expenses	5.7	4,927	5,748
Operating profit/loss		-1,845	-1,832
Other interest and similar income	5.8	2	0
Depreciation and amortisation of financial assets	5.8	0	0
Interest and similar expenses	5.8	251	-2
Financial result		-249	3
Earnings before taxes		-2,095	-1,829
Income tax	5.9	164	160
Net profit/loss for the period from continuing operations		-2,258	-1,989
Net profit/loss for the period from discontinued operations	2.3	6,440	1,753
Net profit/loss for the period		4,182	-236
Profit attributable to non-controlling interests		554	918
Profit attributable to shareholders of mybet Holding SE		3,628	-1,154
Earnings per share			
Earnings per share (undiluted, EUR)	7.1	0.14	-0.05
Earnings per share (diluted, EUR)	7.1	0.14	-0.05
Earnings per share – continuing operations			
Earnings per share (undiluted, EUR)	7.1	-0.09	-0.08
Earnings per share (diluted, EUR)	7.1	-0.09	-0.08

INCOME STATEMENT

for the period April 1 to June 30, 2016

EUR '000	Notes	Q2 2016	Q2 2015
Revenue	5.1	11,428	14,038
Production of own assets capitalised	5.2	572	368
Other operating income	5.3	799	340
Cost of materials	5.4	8,560	10,084
a) Commission charges		6,185	7,158
b) License fees		608	841
c) Gambling taxes		355	159
d) Bonus expenses		731	878
e) Payment transaction expenses		432	731
f) Other costs of materials		249	317
Personnel expenses	5.5	2,280	2,113
a) Wages and salaries		1,983	1,843
b) Social insurance		297	270
Depreciations and amortisations	5.6	252	497
Other operating expenses	5.7	2,487	2,662
Operating profit/loss		-780	-610
Other interest and similar income	5.8	2	0
Depreciation and amortisation of financial assets	5.8	0	0
Interest and similar expenses	5.8	123	-3
Financial result		-121	3
Earnings before taxes		-901	-607
Income tax	5.9	134	70
Net profit/loss for the period from continuing operations		-1,035	-677
Net profit/loss for the period from discontinued operations	2.3	6,019	1,317
Net profit/loss for the period		4,984	640
Profit attributable to non-controlling interests		307	663
Profit attributable to shareholders of mybet Holding SE		4,677	-23
Earnings per share			
Earnings per share (undiluted, EUR)	7.1	0.18	0.00
Earnings per share (diluted, EUR)	7.1	0.18	0.00
Earnings per share – continuing operations			
Earnings per share (undiluted, EUR)	7.1	-0.04	-0.03
Earnings per share (diluted, EUR)	7.1	-0.04	-0.03

STATEMENT OF COMPREHENSIVE INCOME

for the period January 1 to June 30, 2016

EUR '000	H1 2016	H1 2015
Profit/loss for the period	4,182	-236
Foreign currency gains and losses from financial statements of foreign subsidiaries	0	0
Overall result	4,182	-236
of which non-controlling interests	554	918
of which shareholders of mybet Holding SE	3,628	-1,154

STATEMENT OF COMPREHENSIVE INCOME

for the period April 1 to June 30, 2016

EUR '000	Q2 2016	Q2 2015
Profit/loss for the period	4,984	640
Foreign currency gains and losses from financial statements of foreign subsidiaries	0	0
Overall result	4,984	640
of which non-controlling interests	307	663
of which shareholders of mybet Holding SE	4,677	-23

CASH FLOW STATEMENT

for the period January 1 to June 30, 2016

EUR '000	H1 2016	H1 2015
Net profit/loss for the period	4,182	-236
Depreciation and amortisation on intangible assets and property, plant and equipment	514	1,228
Income tax	164	-519
Other interests and similar income	-2	0
Interest an similar expenses	251	-2
Income from sale of investments	-337	0
Other non-cash expenses and income	65	26
Net profit pferdewetten.de AG before sale	-1,145	0
Gains on disposal pferdewetten.de AG	-5,628	0
Cash flow before changes to working capital	-1,936	496
Changes in inventories, receivables and other assets that are not investing or financing activities	-7,300	-348
Changes in liabilities and other items on the shareholders' equity and liabilities side that are not investing or financing activities	838	512
Increase/decrease in short-term accruals	146	-425
Interests paid	-158	0
Income taxes paid	-97	-104
Cash flow from operating activities	-8,506	132
Cash payments for investments in intangible assets and property, plant and equipment	-2,014	-1,897
Cash receipts from disposal of financial assets	6,924	0
Cash flow from investing activities	4,910	-1,897
Cash flow from financing activities	0	0
Changes in cash and cash equivalents	-3,597	-1,765
Changes in cash and cash equivalents from exchange rate fluctuations and from discontinued operations	-495	5
Cash and cash equivalents at the start of the period	6,834	8,101
Cash and cash equivalents at the end of the period	2,743	6,341

STATEMENT ON CHANGES IN EQUITY

for the period December 31, 2015 to June 30, 2016

EUR '000	Share capital	Additional paid-in capital	Group equity generated	Shareholders of parent company	Non-controlling interests	Total
As of 31.12.2014	25,585	12,175	-21,549	16,210	2,724	18,935
pferdewetten.de AG: recognition of share-based payments		45		45		45
mybet Holding SE: recognition of share-based payments		11		11		11
mybet Holding SE: equity component in convertible bond		707		707		707
Net profit/loss for the period			-9,248	-9,248	1,220	-8,028
Overall result			-9,248	-9,248	1,220	-8,028
As of 31.12.2015	25,585	12,938	-30,798	7,725	3,943	11,668
Net profit/loss for the period pferdewetten.de AG: deconsolidation			3,628	3,628	554	4,182
pferdewetten.de AG: deconsolidation					-4,543	-4,543
Overall result			3,628	3,628	-3,990	-362
As of 30.06.2016	25,585	12,938	-27,169	11,354	-46	11,306

4

NOTES TO THE CONSOLIDATED FINANCIAL STATEMENTS AS OF JUNE 30, 2016 ACCORDING TO IFRS

1 GENERAL DISCLOSURES

mybet Holding SE, based in Germany, Jägersberg 23, 24103 Kiel, is entered in the commercial register at Kiel Local Court (HRB12361) and has prepared the consolidated interim financial statements according to International Financial Reporting Standards (IFRS) as of June 30, 2016.

The consolidated financial statements of mybet Holding SE comprise the company and its subsidiaries (referred to together as "the Group" or "the mybet Group" and individually as "Group companies").

The Group offers games of chance on the basis of its own licences and authorisations depending on the respective national regulations on the European market. In Greece, the offering is tolerated until licences are awarded. In the reporting period, the Group's business focused on the segments of Sports Betting, Casino & Poker and Horse Betting.

The shares of mybet Holding SE are traded on the Frankfurt Stock Exchange under ISIN DE000A0JRU67.

The annual financial statements and the consolidated financial statements of mybet Holding SE as of December 31, 2015, both issued with an unqualified audit report by KPMG AG Wirtschaftsprüfungsgesellschaft, Hamburg, were published in the electronic version of the Federal Gazette.

The consolidated interim financial statements of mybet Holding SE comply with the International Financial Reporting Standards (IFRS) of the International Accounting Standards Board (IASB) as applicable in the EU and supplementary provisions of commercial law applicable according to Section 315a (1) of the German Commercial Code (HGB). In accordance with IAS 34 "Interim Financial Reporting", a condensed scope of reporting was selected for the presentation of these consolidated financial statements. Separate consolidated financial statements and a Group management report according to HGB are not prepared.

Unless stated otherwise in these notes, the same accounting policies are used in the report on the first half of the year as in the consolidated financial statements for the 2015 financial year. For further information, please refer to the consolidated financial statements as of December 31, 2015. In the Management Board's view, the consolidated interim financial statements contain all customary adjustments to be performed on an ongoing basis that are necessary for an appropriate presentation of the Group's earnings, financial and assets position.

These consolidated interim financial statements were prepared in euros, the functional currency of the company. Unless stated otherwise, all financial information presented in euros has been rounded to the nearest thousand. Rounding differences may therefore occur.

The income statement is structured according to the nature of expense method.

2 CONSOLIDATION

2.1 SCOPE OF CONSOLIDATION

The consolidated financial statements include three domestic companies (PY: 6) and 11 foreign companies (PY: 15) in which mybet Holding SE directly or indirectly holds the majority of voting rights.

The significant investments according to Section 313 (2) HGB are as follows.

List of investments

	Domicile	30.06.2016		31.12.2015	
		Nominal capital EUR '000	Ownership interest %	Nominal capital EUR '000	Ownership interest %
Parent company					
mybet Holding SE	Kiel	25,585	–	25,585	–
Direct investments					
ANYBET GmbH	Hamburg	110	100.0	110	100.0
SWS Service GmbH	Berlin	110	100.0	110	100.0
PNO Ventures Ltd.	Malta	500	99.9	500	99.9
QED Ventures Ltd.	Malta	5	99.4	5	99.4
pferdewetten.de AG	Düsseldorf	0	0.0	3,604	52.2
Indirect investments					
PNO Casino Ltd.	Malta	240	99.4	220	99.4
PNO Sportsbetting Ltd.	Malta	20	100.0	20	100.0
C4U-Malta Ltd.	Malta	2,585	100.0	2,450	100.0
PEI Ltd.	Malta	500	99.4	500	99.4
QED Software Systems GmbH	Wien	18	99.4	18	99.4
Derrypark Ltd.	Gibraltar	2	99.4	2	99.4
QED Belgium s.p.r.l	Brüssel	19	99.4	19	99.4
QED Network N.V.	Curacao	0	99.4	0	99.4
PCM Services Ltd.	Malta	5	99.4	5	99.4
pferdewetten-service.de GmbH	Düsseldorf	0	0.0	25	52.2
NetX International Ltd.	Malta	0	0.0	1	52.1
NetX Betting Ltd.	Malta	0	0.0	100	52.2
NetX Services Ltd.	Malta	0	0.0	5	52.2
NetX Casino Ltd. i.L.	Malta	0	0.0	20	52.2
Accendere GmbH	Mülheim a.d.Ruhr	0	0.0	25	52.2

2.2 CHANGES IN THE SCOPE OF CONSOLIDATION

All shares in pferdewetten.de AG were sold in this financial year. The company was deconsolidated on June 10, 2016.

The sale price was EUR 9,867 thousand.

The assets and liabilities removed from the consolidated statement of financial position as a result of the deconsolidation of pferdewetten.de AG were as follows:

EUR '000	2016
Assets	
Non-current assets	5,277
Current assets	7,656
Liabilities	
Non-current liabilities	422
Current assets	3,875

The deconsolidation of the company resulted in profit of EUR 5,628 thousand in the 2016 financial year, which is reported in the result from discontinued operations.

Until its deconsolidation, pferdewetten.de AG generated revenue of EUR 4,381 thousand, earnings before tax amounted to EUR 1,293 thousand.

2.3 NON-CURRENT ASSETS CLASSIFIED AS HELD FOR SALE AND DISCONTINUED OPERATIONS

C4U-Malta Ltd.

In September 2015, the management decided to sell C4U-Malta Ltd. The decision to sell was made in connection with the strategic decision to sharpen the focus on sports betting as the mybet Group's core business. In this respect, C4U-Malta Ltd. is a discontinued operation.

Once the sale plan was drawn up and selling efforts commenced, the payment transaction services operation, which was recognised in the other operating segment, was classified as a discontinued operation.

In the interim reports of the previous year, the operation was not classified as a discontinued operation. The previous year's figures in the consolidated statement of comprehensive income were adjusted accordingly in order to present the discontinued operation separately from continuing operations.

Results from the discontinued operation C4U-Malta Ltd.

EUR '000	H1 2016	H1 2015
Revenue	249	343
Expenses	-582	-529
Earnings from operating activities	-333	-186
Income taxes	0	0
Earnings from operating activities after taxes	-333	-186

The expenses include impairment due the remeasurement of an intangible asset of EUR 173 thousand.

Cash flows from the discontinued operation C4U-Malta Ltd.

EUR '000	H1 2016	H1 2015
Net cash flow from operating activities	-630	92
Net cash flow from investing activities	0	-132
Net cash flow from financing activities	135	200
Net cash flow	-495	160

Assets and liabilities of the discontinued operation C4U-Malta Ltd.

The discontinued operation was recognised at carrying amount and comprises the following assets and liabilities:

Assets and liabilities of the discontinued operation C4U-Malta Ltd.

EUR '000	30.06.2016	31.12.2015
Intangible assets	1,023	1,196
Property, plant and equipment	46	46
Other assets	2,645	2,934
Assets classified as held for sale	3,713	4,176
Provisions	3	8
Trade and other payables	2,256	2,515
Liabilities in direct connection with assets held for sale	2,259	2,523

The assets and liabilities include intangible assets acquired from affiliated companies of EUR 60 thousand (PY: EUR 60 thousand), receivables from affiliated companies of EUR 242 thousand (PY: EUR 2 thousand) and liabilities to affiliated companies of EUR 1,128 thousand (PY: EUR 1,151 thousand).

pferdewetten.de AG

pferdewetten.de AG was deconsolidated on June 10, 2016 (see section 2.3).

The Horse Betting segment was not classified as a discontinued operation in the previous year. The previous year's figures in the consolidated statement of comprehensive income were adjusted accordingly in order to present the discontinued operation separately from continuing operations.

Results from the discontinued operation pferdewetten.de AG

EUR '000	H1 2016	H1 2015
Revenue	4,457	4,512
Expenses	-3,165	-3,252
Earnings from operating activities	1,293	1,260
Income taxes	-148	679
Earnings from operating activities after taxes	1,145	1,939
Profit from the sale of discontinued operations	5,628	0
Profit from discontinued operations after taxes	6,773	1,939

Cash flows from the discontinued operation pferdewetten.de AG

EUR '000	H1 2016	H1 2015
Net cash flow from operating activities	546	1,476
Net cash flow from investing activities	-734	-877
Net cash flow from financing activities	0	0
Net cash flow	-188	599

3 MATERIAL ACCOUNTING POLICIES

Unless stated separately, the accounting policies are the same as already indicated in the consolidated financial statements as of December 31, 2015.

4 SEGMENT REPORTING

Segment reporting

H1 2016 EUR '000	Sports Betting	Casino	B2B	Misc. operative	Total operative	Misc.	Total segments	Group bookings	Total Group
Revenues	14,544	8,364	1,066	243	24,217	0	24,217	-243	23,974
Other revenues	602	15	5	7	629	1,003	1,632	439	2,071
EBITDA expenses	-17,018	-8,153	-69	-237	-25,477	-2,479	-27,956	580	-27,377
EBITDA	-1,871	225	1,003	12	-631	-1,476	-2,107	776	-1,331
Depreciation and amortisation	-160	-34	0	0	-194	-161	-356	-159	-514
EBIT	-2,032	191	1,003	12	-825	-1,637	-2,463	617	-1,845
Financial result						-249	-249		-249
EBT									-2,095
Taxes						-164	-164		-164
Income from discontinued business units						6,440	6,440		6,440
Profit/loss for the period									4,182

Segment reporting

H1 2015 EUR '000	Sports Betting	Casino	B2B	Misc. operative	Total operative	Misc.	Total segments	Group bookings	Total Group
Revenues	17,456	11,280		0	28,736	2	28,738	0	28,738
Other revenues	130	89		28	246	151	397	1,143	1,540
EBITDA expenses	-17,293	-11,506		123	-28,676	-2,422	-31,098	4	-31,094
EBITDA	292	-138		152	306	-2,269	-1,963	1,147	-816
Depreciation and amortisation	-130	-25		-61	-216	-179	-395	-621	-1,016
EBIT	162	-163		91	-90	-2,448	-2,358	526	-1,832
Financial result						3	3		3
EBT									-1,829
Taxes						-160	-160		-160
Income from discontinued business units						1,753	1,753		1,753
Profit/loss for the period									-236

The Horse Betting segment was sold in its entirety in June 2016 and is therefore no longer reported. The previous year's figures have been adjusted accordingly.

The other operating segment still includes the revenue, costs and results of payment transaction services. Approval for the sale of C4U-Malta Ltd. from the Malta Financial Services Authority (MFSA) is still outstanding.

5 DISCLOSURES ON THE GROUP'S INCOME STATEMENT

5.1 REVENUE

Revenue includes the hold from arranged sports bets, gambling fees from casino games, service proceeds and other revenue.

Revenue

EUR '000	H1 2016	H1 2015	Δ
Hold	14,218	15,866	-10.4%
Gambling fees	8,325	11,234	-25.9%
Service proceeds	1,066	1,026	4.0%
Other	365	612	-40.4%
Total	23,974	28,738	-16.6%

5.2 OWN WORK CAPITALISED

Own work capitalised relates exclusively to internally generated software of EUR 928 thousand (PY: EUR 1,015 thousand). In the reporting year, work was performed in particular on the new platform and the software for betting terminals was upgraded.

5.3 OTHER OPERATING INCOME

Other operating income relates to:

Other operating income

EUR '000	H1 2016	H1 2015
Income from amounts charged to betting shop operators	381	333
Other income	417	187
Income from currency translation	8	4
Income from the disposal of assets	337	1
Total	1,143	525

5.4 COST OF MATERIALS

The cost of materials consists of the following:

Cost of materials

EUR '000	H1 2016	H1 2015	Δ
Commission charges	13,110	15,058	-12.9%
Licence fees	1,251	1,636	-23.5%
Gambling taxes	505	337	49.8%
Bonus expenses	1,629	1,820	-10.5%
Payment transaction expenses	837	1,515	-44.8%
Other cost of materials	474	656	-27.8%
Total	17,806	21,023	-15.3%

5.5 PERSONNEL EXPENSES

Personnel expenses and the staff count developed as follows:

Personnel expenses

EUR '000	H1 2016	H1 2015
Wages and salaries	4,067	3,790
Social security contributions	577	534
Total	4,644	4,324

Number of employees

	Reporting date		H1 2016	Average H1 2015
	30.06.2016	30.06.2015		
Salaried employees	149	149	151	147
Management Board of the parent	2	2	2	2
Total	151	151	153	149

5.6 DEPRECIATION AND AMORTISATION

This item includes current depreciation and amortisation of intangible assets and property, plant and equipment.

5.7 OTHER OPERATING EXPENSES

Other operating expenses

EUR '000	H1 2016	H1 2015	Δ
Marketing, sales	1,697	1,952	-13.1%
Service and maintenance, hosting, technical services	926	1,332	-30.5%
Other consulting costs	391	426	-8.1%
Costs of premises	321	343	-6.5%
Legal consulting costs	263	73	258.5%
Accounting and auditing costs	218	107	103.6%
Travel and hospitality costs	144	146	-0.9%
Other staff costs	124	130	-4.6%
Telephone	120	113	6.1%
Contributions, fees, insurance	110	105	4.9%
Non-deductible input tax	91	318	-71.4%
Vehicle costs	61	69	-12.3%
Supervisory Board compensation	56	56	0.0%
Default costs	38	11	238.0%
Payment transaction costs	29	36	-20.1%
Differences due to currency conversion	11	45	-75.9%
Other operating expenses	328	486	-32.4%
Total	4,927	5,748	-14.3%

5.8 FINANCIAL RESULT

The other interest and similar income results from bank balances; the interest expense relates to liabilities to banks.

5.9 INCOME TAX

Income tax includes business taxes such as corporation and trade tax or similar taxes for domestic and foreign companies.

In addition to the tax expenses on the current profits of individual subsidiaries, the item also includes deferred tax expense or income.

The recoverability of deferred tax assets on loss carry-forwards is based on company planning in conjunction with the past development of individual Group companies.

6 CONSOLIDATED FINANCIAL STATEMENTS

6.1 NON-CURRENT ASSETS

6.1.1 Intangible assets

The intangible assets primarily include goodwill, IT software and internally generated software.

According to IFRS 3, this goodwill is not subject to amortisation. In the previous year, an impairment test resulted in impairment of ANYBET's goodwill.

The intangible assets for acquired brands, acquired domains and an acquired customer base of pferdewetten.de AG reported in the previous year were deconsolidated in this financial year (see section 2.3).

Intangible assets from the acquisition of pferdewetten.de

EUR '000	2016	2015
Acquired brands	0	1,138
Acquired domains	0	604
Acquired customer base	0	289
Total	0	2,031

6.1.2 Property, plant and equipment

Property, plant and equipment relates to hardware and other operating and office equipment.

6.1.3 Financial assets

In the previous year, pferdewetten.de AG's investments in cash and cash equivalents were recognised under financial assets.

6.1.4 Deferred taxes

Please refer to Note 5.9 for disclosures on deferred taxes.

6.2 CURRENT ASSETS

6.2.1 Inventories

Inventories include inventories of infrastructure components for betting shops (betting terminals, scanners, printers), which are sold to the shops' franchisees. As of the reporting date, there were inventories of EUR 115 thousand (PY: EUR 165 thousand).

6.2.2 Receivables and other assets

All receivables and assets have a remaining term of less than one year and are comprised as follows:

Receivables and other financial assets

EUR '000	30.06.2016	31.12.2015
Trade receivables	2,944	3,536
Other financial assets	8,649	4,410
Total	11,594	7,945

The trade receivables chiefly comprise receivables from the operating, brick-and-mortar betting business. In addition, receivables of continuing operations from the payment service provider C4U (EUR 1,136 thousand; PY: EUR 1,151 thousand), which is presented as a discontinued operation in this financial year, are included here.

The other financial assets include:

Other financial assets

EUR '000	30.06.2016	31.12.2015
Receivables from payment service providers	438	995
Restricted cash	2,022	2,097
Prepaid expenses	640	448
Creditors with debit balances	56	238
Other receivables	5,493	632
Total	8,649	4,410

As of June 30, 2016, other receivables included a cash deposit of EUR 5,000 thousand as security for the exercise of the put option by the holders of the convertible bond.

The trade receivables and other receivables as of June 30, 2016, were not past due. On the basis of past payment behaviour and extensive analyses of the default risk of the customers, the Management Board assumes that all receivables are collectible.

6.2.3 Cash and cash equivalents

As of June 30, 2016, cash and cash equivalents amounted to EUR 2,743 thousand (PY: EUR 6,834 thousand). EUR 3,218 thousand of the previous year's figure was attributable to pferdewetten.de AG and not available Group-wide. After the deconsolidation of pferdewetten.de AG, the figure recognised as of June 30, 2016, accordingly contains no liquid funds of pferdewetten.de AG. Neither does it include liquid funds of the discontinued operation C4U-Malta Ltd. amounting to EUR 1,045 thousand (PY: EUR 1,540 thousand), which were reported under assets held for sale.

6.3 SHAREHOLDERS' EQUITY

Group shareholders' equity consists of the following:

Group shareholders' equity

EUR '000	30.06.2016	31.12.2015
Share capital	25,585	25,585
Capital reserves	12,938	12,938
Group shareholders' equity generated	-27,170	-30,798
Non-controlling interest	-47	3,943
Total	11,306	11,668

Please refer to the consolidated statement of changes in shareholders' equity for the presentation of the development of Group shareholders' equity.

6.3.1 Subscribed capital

The subscribed capital of mybet Holding SE is unchanged and amounts to EUR 25,585 thousand and is divided into the same number of no-par value bearer shares.

6.3.2 Capital reserves

The company has capital reserves of EUR 12,938 thousand (PY: EUR 12,938 thousand), which primarily include contributions from capital increases and the equity component of the issued convertible bonds.

6.3.3 Non-controlling interests

The non-controlling interests in share capital and capital reserves are reported here. Shares in the net profit/loss for the period relate to the co-partners of QED Ventures Ltd., Malta. In the previous year, the shares of the co-partners of pferdewetten.de AG were also reported here.

Minority interests

EUR '000	30.06.2016	31.12.2015
pferdewetten.de AG	0	3,984
QED Ventures Ltd.	-47	-41
Balance on reporting date	-47	3,943

6.4 NON-CURRENT LIABILITIES

Non-current liabilities are broken down by maturity as follows:

Non-current liabilities

EUR '000	30.06.2016		31.12.2015	
	1-5 years	> 5 years	1-5 years	> 5 years
Convertible bond	3,914	0	3,817	0
Provision for deferred tax liabilities	758	0	1,065	0
Total	4,672	0	4,882	0

The liability from the convertible bond issued on December 11, 2015, is reported under bonds as of the reporting date. The convertible bond is divided into 50,000 partial debentures in bearer form of EUR 100.00 each (convertible bond 2015/2020). The issue amount was EUR 100.00 per partial debenture. The gross issue proceeds thus amounted to EUR 5,000,000.00. The convertible bond bears interest of 6.25 percent p.a. The bond matures on December 11, 2020.

The bond conditions include a put option whereby, if PNO Ventures Ltd. does not receive proceeds of EUR 3.0 million from the sale of C4U before June 30, 2016, every bondholder has the right to demand that the issuer buy back their bonds at the nominal amount within 30 calendar days of June 30, 2016. As the condition was not met, the put option took effect. A further bond condition, which was made effective by the receipt of the proceeds from the sale of the investment in pferdewetten.de AG, resulted in an obligation to make the creditors a buyback offer of 101 percent of the nominal amount. This coincided with the put option time-wise, but must be considered independently. mybet voluntarily increased the buyback offer to 105 percent of the nominal amount. The offer was announced on June 7, 2016. The acceptance period ended on August 8, 2016 (see Note 7.10 Events after the reporting period).

Please refer to Note 5.9 for disclosures on deferred taxes.

6.5 CURRENT LIABILITIES

Current liabilities consist of the following:

Current liabilities

EUR '000	30.06.2016	31.12.2015
Advance payments received on orders	17	0
Trade payables	5,354	8,383
Tax liabilities	1,498	2,276
Other financial liabilities	3,535	3,747
Tax provisions	32	81
Other provisions	700	555
Liabilities in direct connection with assets held for sale	2,259	2,523
Total	13,395	17,564

Liabilities and other liabilities

The trade payables are secured in the usual manner by retention of title.

The other financial liabilities item includes:

Other financial liabilities

EUR '000	30.06.2016	31.12.2015
Player liabilities	1,935	1,840
Debtors with credit balances	233	0
Derivative liabilities from open bets	352	172
Other liabilities	1,016	1,735
Total	3,535	3,747

Other provisions and tax provisions

Overall, provisions developed as follows:

Group statement of changes in provisions as of 30.06.2016

EUR '000	01.01.2016	Utilisation	Reversal	Additions	30.06.2016
Staff costs	466	457	0	637	647
Litigation costs	23	0	0	0	23
Other tax provisions	66	35	0	0	31
Total	555	492	0	637	700

7 OTHER DISCLOSURES

7.1 EARNINGS PER SHARE

EUR '000	H1 2016		H1 2015	
	Total	Continuing operations	Total	Continuing operations
Net profit/loss for the period of the shareholders of mybet Holding SE (EUR thousand)	3,628	-2,258	-1,154	-1,989
Weighted average of the number of ordinary shares outstanding during the reporting period (number)	25,584,924	25,584,924	25,584,924	25,584,924
Basic earnings per share (EUR)	0.14	-0.09	-0.05	-0.08
Dilutive shares from options and bonds (number)	0	0	0	0
Dilution of the result from pferdewetten.de AG (EUR thousand)	0	0	-11	0
Interest payment saved (EUR thousand)	0	0	0	0
Consolidated earnings (EUR thousand) + contrary dilutive effect (EUR thousand)	3,628	-2,258	-1,165	-1,989
Number of dilutive shares (number)	25,584,924	25,584,924	25,584,924	25,584,924
Diluted earnings per share (EUR)	0.14	-0.09	-0.05	-0.08

EUR 5,881 thousand of the net profit for the year from discontinued operations is attributable to shareholders of mybet Holding SE and EUR 559 thousand to minority shareholders of pferdewetten.de AG.

As of the reporting date, the earnings per share were influenced neither by potential dilutive effects from the convertible bond issued in December 2015 nor by possible dilutive effects from the recognition of employee options.

7.2 OTHER FINANCIAL OBLIGATIONS

In the future, the company must spend EUR 1,791 thousand (PY: EUR 2,013 thousand) for rents, leases, service agreements and similar obligations.

7.3 CONTINGENCIES

In December 2015, the company successfully placed a convertible bond with an interest rate of 6.25 percent and a volume of EUR 5 million on the capital market. To collateralise all bondholders' claims to capital and interest payments, the issuer pledged 1,450,307 of its own no-par bearer shares in pferdewetten.de AG as primary collateral and another 360,000 no-par bearer shares in pferdewetten.de AG, which were themselves pledged to pferdewetten.de AG, as secondary collateral. On June 7, the company sold its entire investment in pferdewetten.de AG to external investors. In compliance with the applicable bond conditions and the collateral trust agreement, a cash amount of EUR 5 million was deposited with the trustee instead of the collateral shares as part of a collateral swap to secure the convertible bond. The sale of the investment in pferdewetten.de AG triggered a mandatory buyback offer defined in the conditions of the convertible bond 2015/2020. The company informed the bondholders of the mandatory buyback offer on June 7, 2016. It comprises a buyback offer at 101 percent of the respective nominal amount. mybet voluntarily increased the buyback offer to 105 percent of the nominal amount. The acceptance period for the offer for the bondholders ended on August 8, 2016.

The pledging of the 360,000 shares of pferdewetten.de AG as primary collateral for an inter-company loan does not longer exist, as the loan has been repaid to pferdewetten.de AG in the course of the sale of this investment.

7.4 CONTINGENT LIABILITIES AND CONTINGENT ASSETS

Companies of the mybet Group are involved in various proceedings relating to the German State Treaty on Gaming, the outcomes of which are uncertain. On the basis of the legal opinion of the company's legal advisors and verdicts already issued, the company considers it unlikely that it will be made liable. There are no unrecognised risks from pending proceedings.

On March 3, 2015, the Cartel Panel of the Federal Court of Justice admitted the appeal against the verdict of the First Cartel Panel of the Higher Regional Court of Düsseldorf after a renewed application for leave to appeal from Westdeutsche Lotterie GmbH & Co. OHG, Münster. In 2008, SWS Service GmbH (formerly FLUXX GmbH), a subsidiary of mybet Holding SE, had sued for damages due to the illegal, anticompetitive boycotting of its business by the German

Association of State Lottery Companies (Deutscher Lotto- und Totoblock). In April 2014, the Higher Regional Court of Düsseldorf then ordered Westdeutsche Lotterie GmbH & Co. OHG to pay damages of EUR 11.5 million plus interest. The Higher Regional Court did not admit the appeal. By verdict dated July 12, 2016, the Federal Court of Justice remitted the case to the Higher Regional Court for another decision. The press release issued by the Federal Court of Justice indicates that the FCJ judges believe that the Higher Regional Court accurately assumed that the illegal anticompetitive behaviour that caused the damage in the alleged period had been established. However, the Federal Court of Justice believes that the Higher Regional Court did not consider all the relevant circumstances when calculating the level of damage. The Higher Regional Court must now rule on the case again. A date for the decision has not yet been announced.

7.5 LEASES

The leases concluded by the company are operating leases.

Operating leases finance vehicles, office equipment and telecommunications systems. The concluded leases have remaining terms of between one and five years. The expenses from these operating leases and rental agreements for furniture and fixtures in this financial year amounted to EUR 53 thousand (PY: EUR 56 thousand), the expenses from rental agreements EUR 231 thousand (PY: EUR 253 thousand). The expenses are recognised in other operating expenses under vehicle costs and costs of premises.

The table below shows the minimum future expenses that will be incurred from leases and rental agreements on the basis of the terms and notice periods of these agreements. These are part of the other financial obligations.

Rental agreements and leases

EUR '000	30.06.2016	30.06.2015
Rental agreements		
Term of less than 1 year	373	384
Term of 1 to 5 years	376	537
Leases		
Term of less than 1 year	68	74
Term of 1 to 5 years	37	68

7.6 RELATED PARTY DISCLOSURES

The table below shows the amounts paid to related parties that lowered earnings for the reporting period. These relate to consulting services.

Related party disclosures

EUR '000	H1 2016	H1 2015
Franz Frhr. von Brackel, lawyer (managing director of SWS Service GmbH, Berlin, until 31.05.2014)	14	59
BankM, indirect shareholder Markus Knoss (member of the Supervisory Board)	3	0
Volker Rohde (CEO of C4U Malta, Ltd.)	58	56
Total	75	115

The prices are set in line with the market. The consulting services are either charged according to hours worked on the basis of standard market hourly rates or the fee schedules underlying these services or recognised on the basis of a carefully examined offer.

As of the reporting date, there were outstanding liabilities to Mr Frhr. von Brackel amounting to EUR 8 thousand. There were no other outstanding liabilities to related parties on the reporting date.

7.7 SHARE OPTION PLANS

The valuation of the share options and phantom stocks of the Management Board members of mybet Holding SE and the former Management Board member, Sven Ivo Brinck, has not changed since December 31, 2015.

The expenses for options attributable to the Management Board or employees of pferdewetten.de AG are reported under discontinued operations.

7.8 THE COMPANY'S GOVERNING BODIES

Members of the Management Board:

Zeno Osskó, graduate in business economics, Berlin

Markus Peuler, graduate in business administration, Berlin

Since January 6/7, 2016, Mr Peuler has been performing controlling activities as a member of the Supervisory Board of pferdewetten.de AG, Düsseldorf, in addition to his role as Management Board member at mybet Holding SE.

Members of the Supervisory Board:

Dr Volker Heeg (Chairman), Hamburg, lawyer and tax consultant (since November 11, 2010, Chairman since October 1, 2013)

Clemens Jakopitsch, Ludmannsdorf (Austria), management consultant (since June 5, 2014, Deputy Chairman since June 5, 2015)

Markus A. Knoss, Ludwigsburg, Manager Business Development (since June 5, 2014)

Patrick Möller, Fockbek, Director Investor Relations (since June 5, 2014)

Michael Otto, Hamburg, founder and Managing Director (since June 5, 2015)

Maurice Reimer, Berlin, founder and Managing Director (since June 5, 2015)

7.9 AUDITOR'S FEE

An expense of EUR 110 thousand (PY: EUR 60 thousand) was recognised in the reporting period for the audit of the 2016 annual financial statements.

7.10 SUPPLEMENTARY REPORT

On July 12, 2016, the Cartel Panel of the Federal Supreme Court issued its decision in the so called Westlotto case. In the Federal Supreme Court's view, the alleged antitrust violation has been established beyond doubt. However, the Higher Regional Court (OLG) of Düsseldorf had supposedly not considered all the relevant circumstances when calculating the damage incurred. The case was therefore remitted to OLG Düsseldorf. A new hearing date has not yet been set (see also: Opportunities and risks report, p. 21).

On July 25, 2016, mybet announced that the Chief Executive Officer, Mr Zeno Osskó, would be leaving the company on August 31, 2016. Mr Osskó is leaving the company of his own volition for personal reasons. The present Chief Financial Officer, Mr Markus Peuler, will take on both roles and lead the company as the sole Management Board member.

August 8, 2016 marked the end of the acceptance period for the mandatory buyback offer regarding mybet Holding SE's convertible bond with annual interest of 6.25 percent (see also: Opportunities and risks report, p. 19). The mandatory buyback offer amounted to 105 percent of the nominal amount. After the buyback process is concluded, the remaining outstanding volume of the convertible bond will be approximately EUR 1.8 million.

Almost at the same time as the publication of this report, mybet has officially launched the announced new, more efficient IT platform. After the completion of the client data migration to the new system, existing and potential customers will now be able to use mybet's new expanded online product range in the fields of Sports Betting and Casino.

5

RESPONSIBILITY STATEMENT

The Management Board gives assurance that to the best of its knowledge the business performance, including the business results and the situation of the company, are presented in this report in such a way as to provide a true and fair view and that the principal opportunities and risks are described.

Kiel, August 11, 2016



Zeno Osskó



Markus Peuler

FUTURE-RELATED STATEMENTS

This Report contains future-related statements. These statements are based on the current information available to mybet at the time of compiling this report. Such statements relating to the future are, however, subject to risks and uncertainty. If the underlying assumptions should not prove accurate or in the event of additional opportunities/risks arise – potentially beyond the sphere of influence of mybet – the actual results could differ from those forecast. mybet is therefore unable to give any guarantee for these particulars.

FINANCIAL CALENDAR

11.08.2016 Publication of half-year report
10.11.2016 Publication of quarterly statement (Q3)
Nov. 2016 Analysts' presentation during German Equity Forum in Frankfurt a. M.

IMPRINT

REGISTERED OFFICE

Jägersberg 23
24103 Kiel

BUSINESS ADDRESS

mybet Holding SE
Steckelhörn 9
20457 Hamburg

tel +49 (0) 40 85 37 88-0
fax +49 (0) 40 85 37 88-30

www.mybet-se.com

CONTACT

Sebastian Bucher
Investor & Public Relations

mybet Holding SE
Karl-Liebknecht-Strasse 32
10178 Berlin

tel +49 (0) 30 22 90 83-161
fax +49 (0) 30 22 90 83-150

sebastian.bucher@mybet.com

mybet ^{SE}